


# College Research

# Handouts

- ▶ College Research Resources
  - ▶ College Research Guide
  - ▶ College Visit Checklist
  - ▶ SCHS 4-Year Plan
- 

≈4,500 Colleges

- ▶ Public/Private
- ▶ Non-Profit/For Profit

Be Aware of Accreditation  
Will credits transfer?

# Types of Colleges

- ▶ Community Colleges
  - ▶ Research
  - ▶ Master Level
  - ▶ Liberal Arts
  - ▶ Technical/Engineering
  - ▶ Arts
  - ▶ Military Academies
- 

# Personalize Criteria



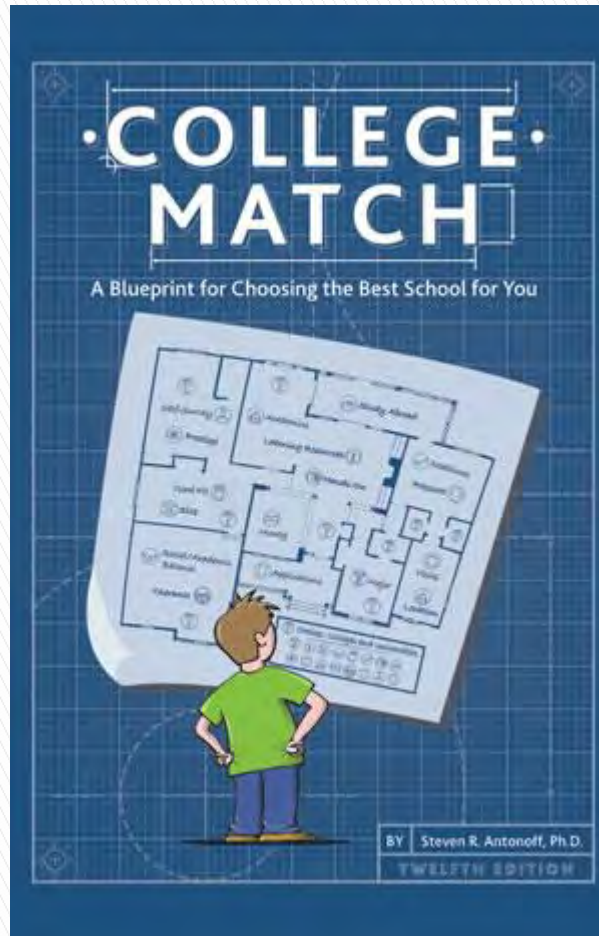
# Focus on Fit

- ▶ Academic
- ▶ Social
- ▶ Financial

And much more



Start Here →



Develop Your Own College Criteria




# Sample preference

- ▶ Medium to Large school
- ▶ Lots of school spirit
- ▶ Far from home okay
- ▶ Catholic affiliation okay
- ▶ Social academic balance
- ▶ Accessible professors
- ▶ Merit aid preferred
- ▶ Major: Business
- ▶ Small School
- ▶ Small Classes
- ▶ Accessible professor
- ▶ Liberal
- ▶ West
- ▶ Psychology
- ▶ Financial aid needed


Selectivity?

Selectivity

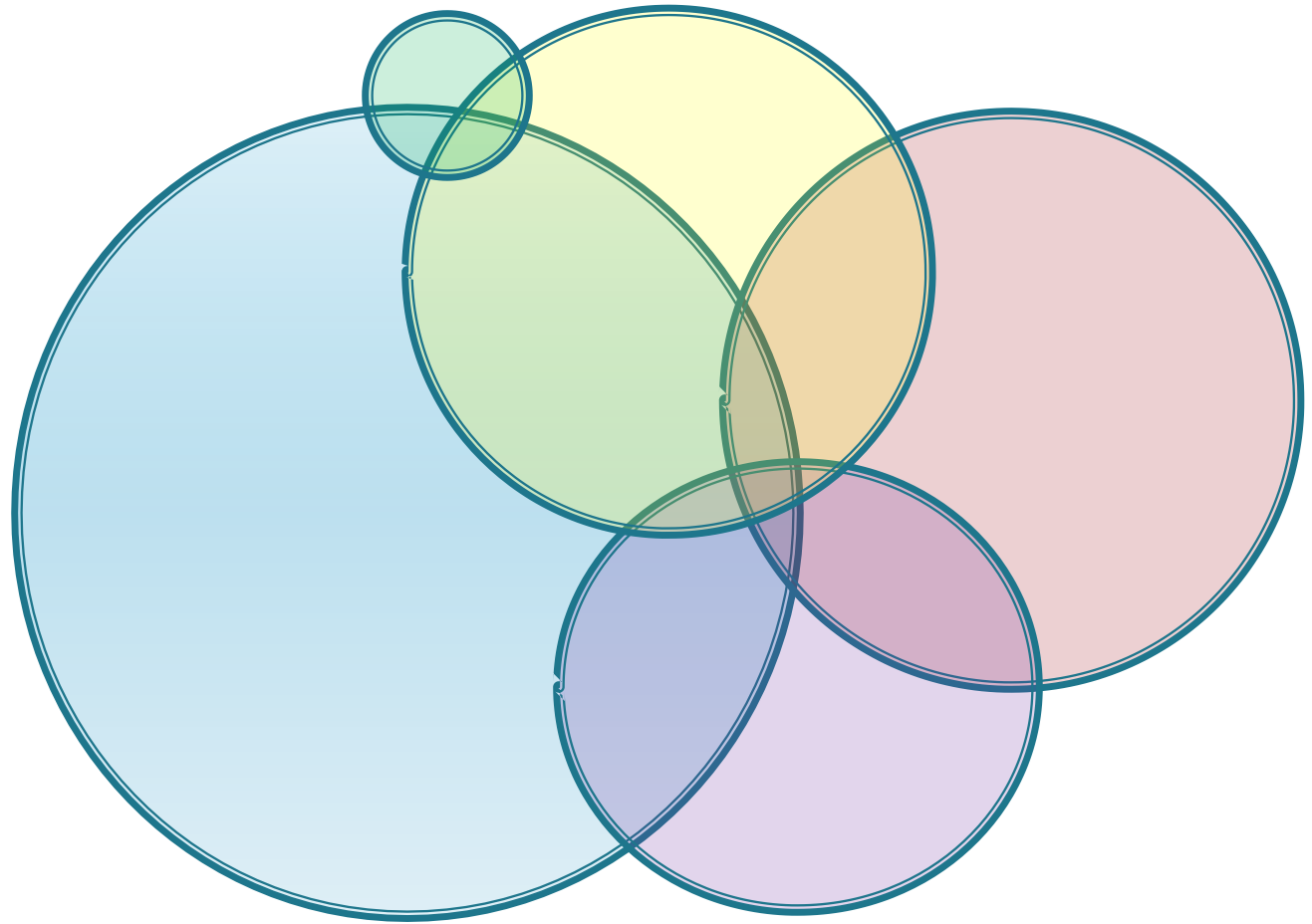
# Considering Selectivity

- ▶ Rigor of course ( SCHS 4-year plan)
  - ▶ Grades
  - ▶ Test Scores (unless test optional)
  - ▶ Activities, leadership, personal development
- 

# Creating a Preliminary List


- ▶ Search tools on College Data and College Board
  - ▶ Lists CollegeXpress
  - ▶ California Community Colleges–find a program
  - ▶ CSUMentor/University Of California
  - ▶ Professional organizations' websites
- 

# Finding the Fit



# College Research

# Understanding the Limits of Resources

- ▶ Who is the author?
  - ▶ What is their motivation?
  - ▶ How old is the data ?
  - ▶ Is the information provided based on fact or opinion?
  - ▶ How can you validate the information
- 

# How to Use the Research Guide



# Research Resources

- ▶ CollegeXpress
- ▶ College Data
- ▶ Fiske Guide
- ▶ Princeton Guide
- ▶ College Websites
- ▶ College visits



# GPA and Test Scores

▶ Average GPA            3.38            ← Rigor?

- ▶ SAT Math    549 average
- ▶ 500–600 range of middle 50%

- ▶ SAT Critical Reading            558 average
- ▶ 500–610 range of middle 50%

▶ SAT Writing (Not reported)            ← Take optional writing

- ▶ ACT Composite        26 average
- ▶ 23–28 range of middle 50%

# UCLA

First-Year Students	<b>96.0%</b>
Returning	
Students	<b>73.6%</b>
Graduating	
Within 4 Years	
Students	<b>89.6%</b>
Graduating	
Within 5 Years	
Students	<b>91.0%</b>
Graduating	
Within 6 Years	

# San Jose State University

First-Year Students	81.5%
Returning Students	9.8%
Graduating Within 4 Years	
Students	40.6%
Graduating Within 5 Years	
Students	57.0%
Graduating Within 6 Years	

# College Data–Overview Section


Beloit College

Regular Class Size


- ▶ 2–9 students: 23% of classes
- ▶ 10–19 students: 46% of classes
- ▶ 20–29 students: 30% of classes
- ▶ 30–39 students: 1% of classes
- ▶ 40–49 students: 0% of classes

# UCLA

**2–9 students: 23% of classes**  
**10–19 students: 28% of classes**  
**20–29 students: 16% of classes**  
**30–39 students: 7% of classes**  
**40–49 students: 4% of classes**  
**50–99 students: 11% of classes**  
**Over 100 students: 12% of classes**



# Important Criteria

- ▶ General Education Requirements
  - ▶ Freshmen Experience
  - ▶ Advising
  - ▶ Specific Program Information
  - ▶ Social Climate
- 

# College Visits = Critical Research

- ▶ Go when students are on Campus
  - ▶ Check the academic calendar
  - ▶ Attend information session & tour
  - ▶ Talk with students on campus
  - ▶ NSSE questions
- 